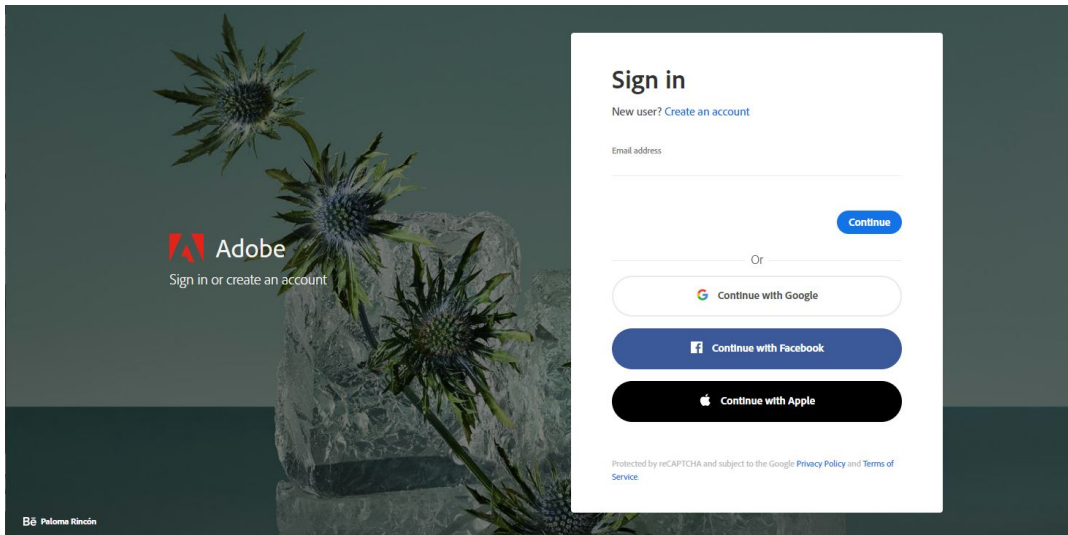


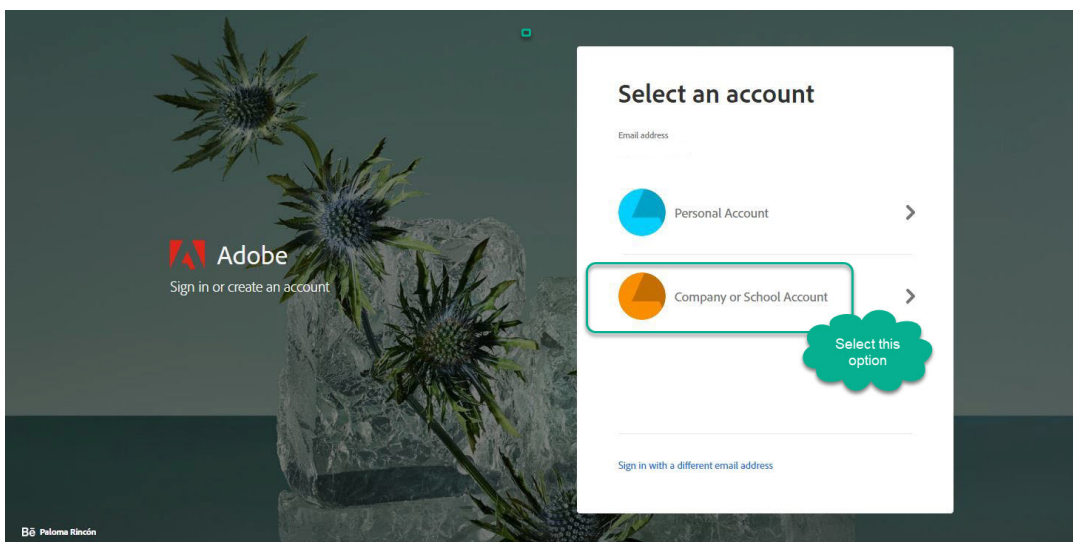
Using Your DelTech Work/School Account to access Adobe Products

Please follow the instructions below to enable **temporary access** to Creative Cloud Desktop Apps on your personal device.

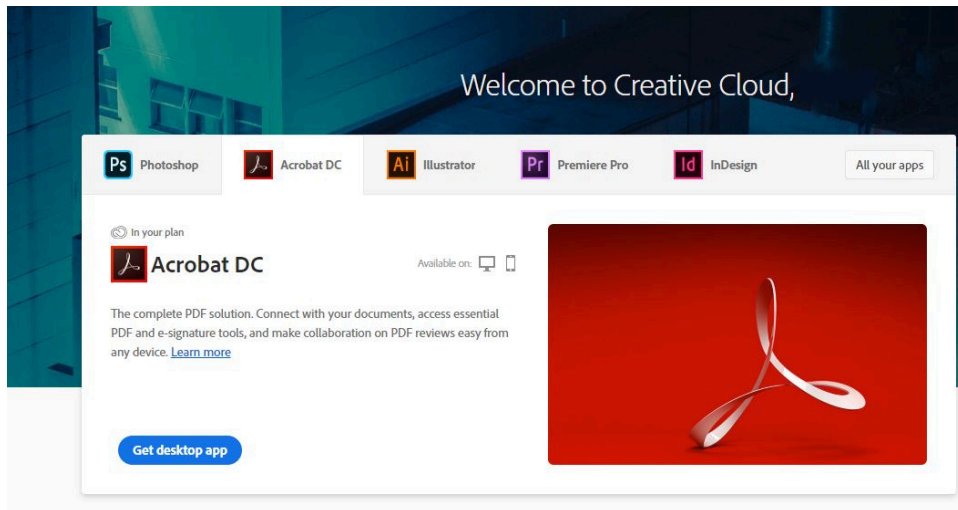
1. Visit <https://creativecloud.adobe.com> and use your Delaware Tech email address to sign in.



2. If prompted, select **Company or School Account** and then enter your username and password in the Delaware Tech login screen.



3. From the Creative Cloud website, browse for and download your desired app. Click **Apps** on the top of the page to view all apps.



For more information on how to download or install apps, see [Download and Install Creative Cloud apps](#).

For Higher Education students to continue developing skills, Adobe offers free “Daily Creative Challenges”. These are guided projects where participants receive creative prompts and connect with pros, mentors, and other students for feedback and support. Click on the app name to learn more: [Photoshop](#), [XD](#) and [Illustrator](#). Also, for inspiration and over-the-shoulder learning, watch pros share their creative process on Adobe Live daily at www.behance.net/adobelive.

For faculty seeking to engage students during campus closures, Adobe has curated resources to help them discover inspiring projects, best practices, and new ideas so they can continue to drive valuable learning in virtual environments. For more information on Adobe’s distance learning resources [please click here](#).